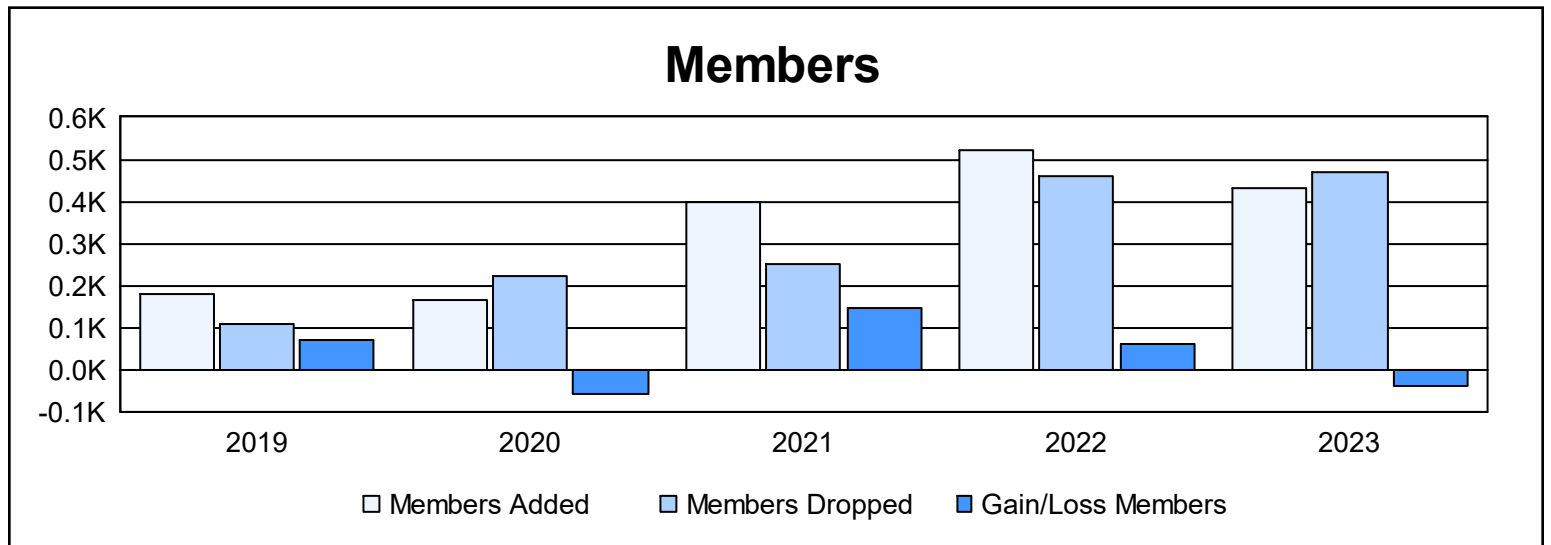
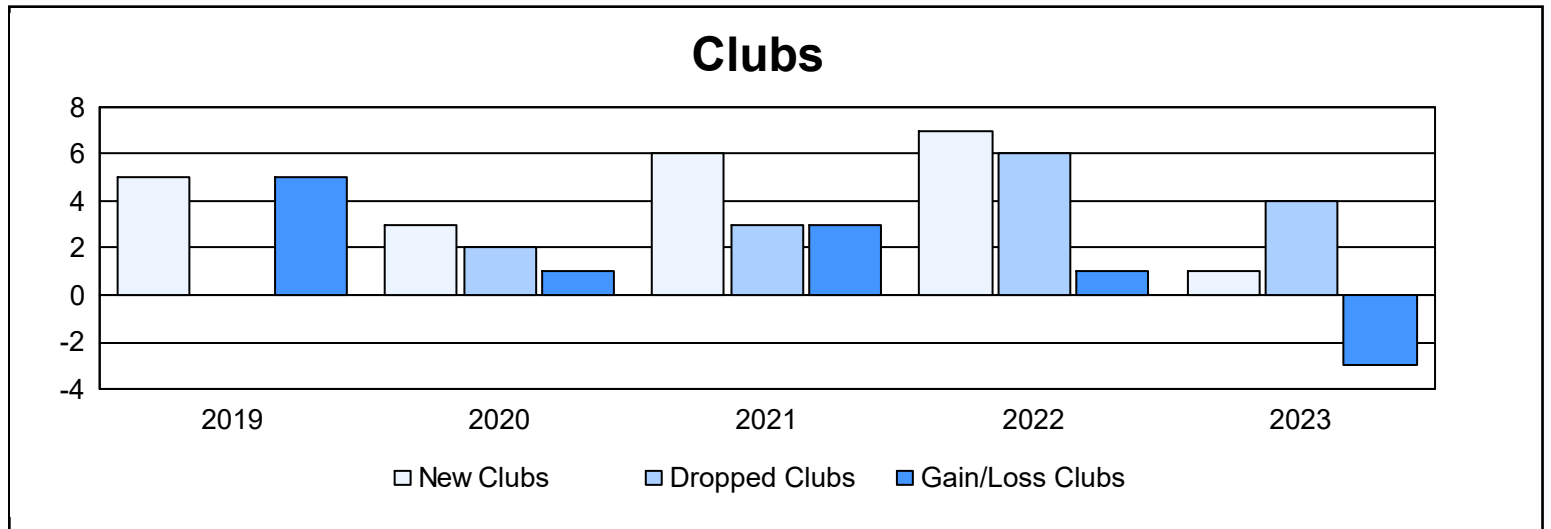
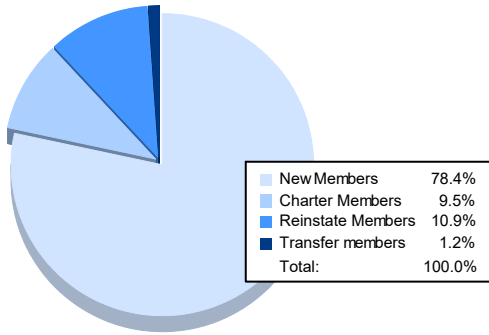


| Year | New Clubs | Dropped Clubs | Gain/ Loss Clubs | New Members | Charter Members | Reinstate Members | Transfer Members | Total Member Added | Total Members Dropped | Gain/ Loss Members |
|----------------|-----------|---------------|------------------|-------------|-----------------|-------------------|------------------|--------------------|-----------------------|--------------------|
| 2018-2019 | 5 | 0 | 5 | 70 | 104 | 4 | 0 | 178 | 110 | 68 |
| 2019-2020 | 3 | 2 | 1 | 86 | 69 | 11 | 1 | 167 | 223 | -56 |
| 2020-2021 | 6 | 3 | 3 | 246 | 149 | 2 | 2 | 399 | 251 | 148 |
| 2021-2022 | 7 | 6 | 1 | 290 | 195 | 34 | 2 | 521 | 459 | 62 |
| 2022-2023 | 1 | 4 | -3 | 338 | 41 | 47 | 5 | 431 | 468 | -37 |
| Average | 4 | 3 | 1 | 206 | 112 | 20 | 2 | 339 | 302 | 37 |



Membership Composition June 2023 Cumulative



Gender Composition June 2023 Cumulative

